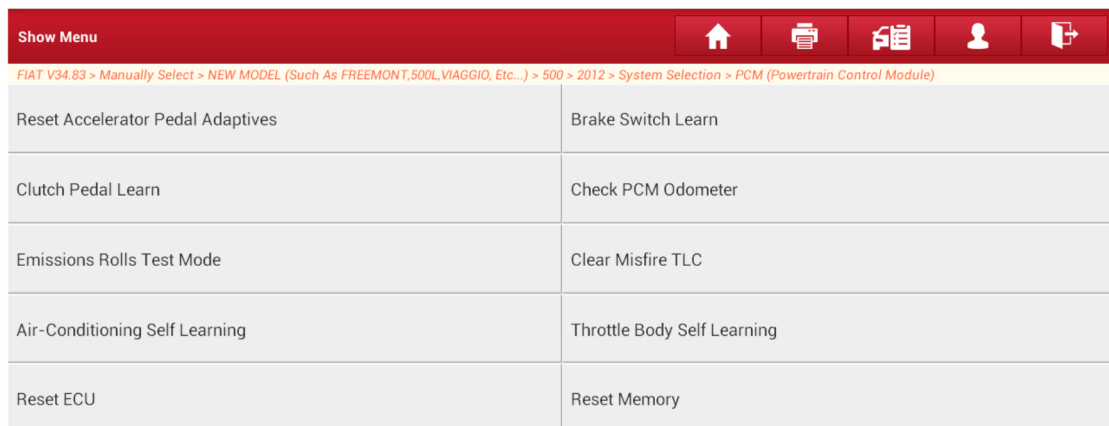


X431 【Actual measurement】 2012 Fiat Feixiang Throttle Body Self-learning operation method

Operation procedure:

1. Select Fiat V34.00 above;
2. Select manual selection;
3. Select new car model (such as Freemont 500L, Viaggio Etc);
4. Select 500;
5. Select 2012;
6. Select system selection;
7. Select PCM(Power Control Unit);
8. Click “Throttle Self-learning” Menu option, see picture 1;



The screenshot shows the X431 diagnostic software interface. At the top, there is a red header with the text "Show Menu" and several navigation icons. Below the header, a yellow breadcrumb trail reads: "FIAT V34.83 > Manually Select > NEW MODEL (Such As FREEMONT,500L,VIAGGIO, Etc...) > 500 > 2012 > System Selection > PCM (Powertrain Control Module)". The main content area is a table with two columns of menu options:

Reset Accelerator Pedal Adaptives	Brake Switch Learn
Clutch Pedal Learn	Check PCM Odometer
Emissions Rolls Test Mode	Clear Misfire TLC
Air-Conditioning Self Learning	Throttle Body Self Learning
Reset ECU	Reset Memory

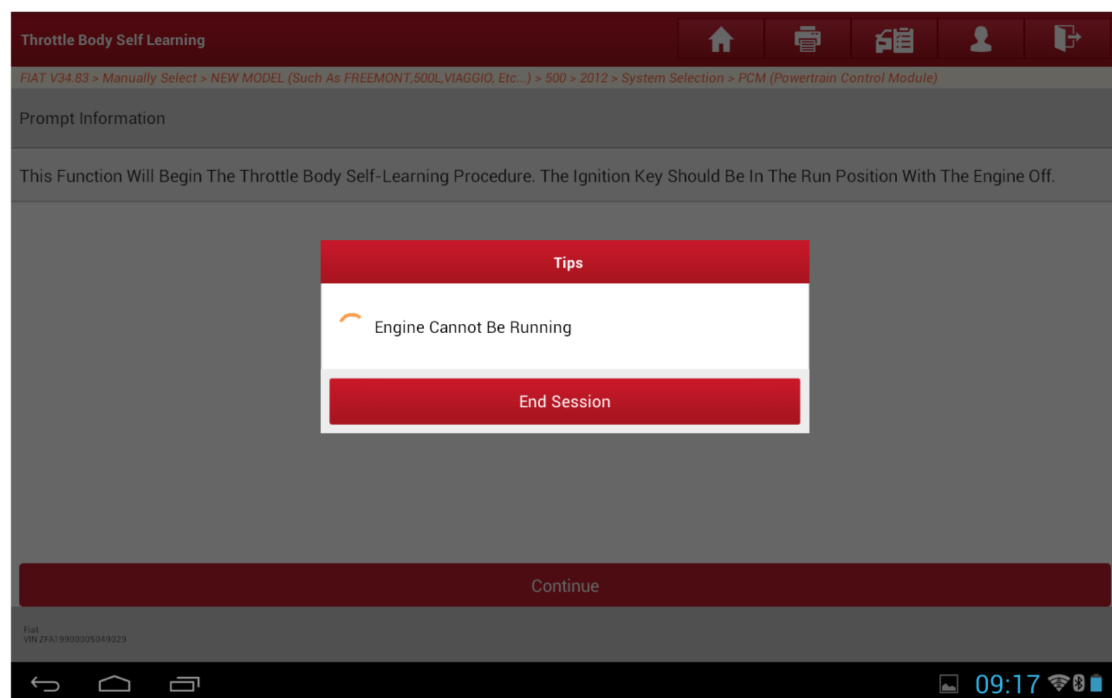


9. Before the function executing, we will see some prompt information, Key should be located on the “running “position and shutdown the engine. See picture2

X431 【Actual measurement】 2012 Fiat Feixiang Throttle Body Self-learning operation method

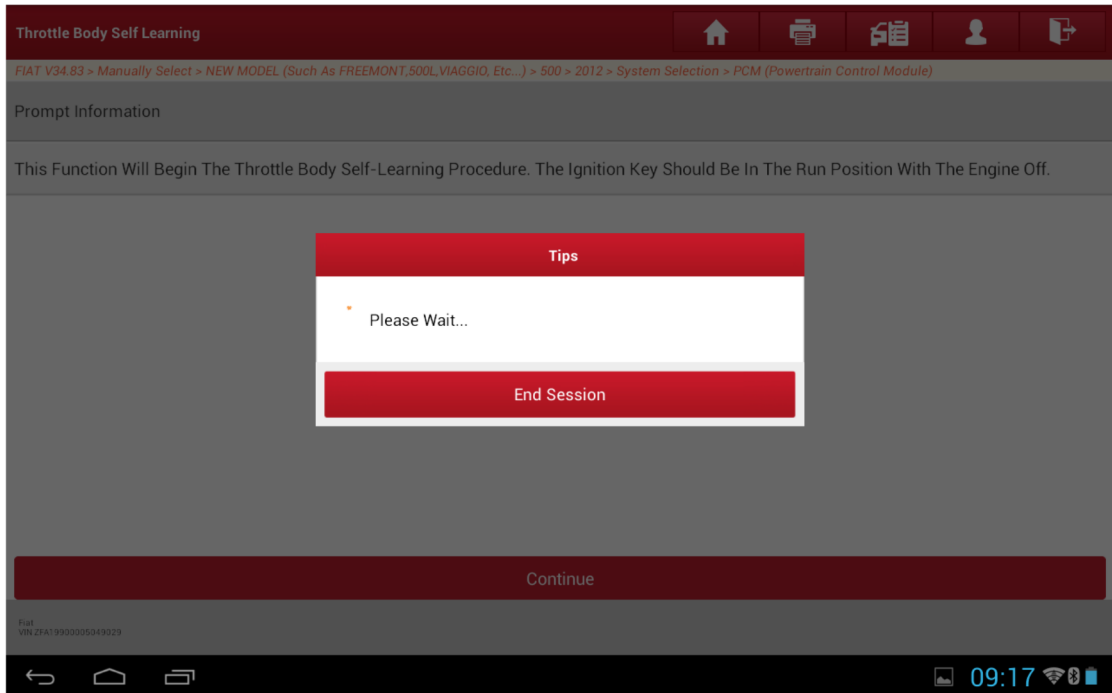


10. When engine running ,see picture 3,click “ continue ” , re-determine the state of the engine ,Only shutdown the engine can we continue executing;



11. When satisfied the condition, it will display the interface as follow, then waiting for 10S, see picture 4;

X431 【Actual measurement】 2012 Fiat Feixiang Throttle Body Self-learning operation method



12. Function is successfully executed, see picture5,function end.

